


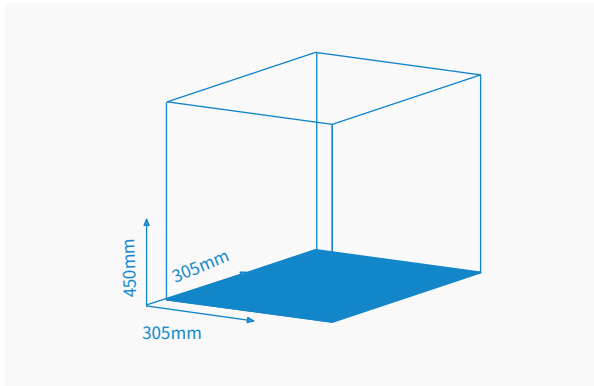
EP-M300

High Productivity Metal AM Machine
Metal Powder Bed Fusion



EP-M300

With a building chamber size of 305 x 305 x 450mm³ , EPLUS 3D introduces EP-M300 to the successful line of MPBF™ metal AM solutions. The new EP-M300 is a marvelous metal printer that makes the production of reliable and high quality large metallic parts viable on industrial scale without requiring any tools.



« OPTIMIZED MECHANICAL DESIGN

- Big building chamber , single or dual laser optional .
- User friendly, dual filter systems, high security
- Various of performance recoating blades available.


» OPEN SYSTEM

- Open parameters for editing laser power, scan speed, scan direction, up and down facing surfaces etc.
- Open system ensures free choice among a wide range of metal powders in the market.
- Various material parameter packages available.
- Process software supports SLC and CLI formats.



» HIGH QUALITY

- High density and less deviation of the printed parts.
- The optimized gas flow design ensures efficient removal of smoke and splatter as well as achievement of uniform and consistent full size printing.
- Dynamic software with ability to divide the model into different sections like upper and lower surfaces, core areas and small areas etc.



« RELIABLE & HIGH SAFETY

- Excellent core optic components from world-class suppliers and mature process control parameter algorithm provides highest part quality.
- High quality uniform part printing due to excellent control over building environment and components.
- Double locking from mechanical lock to improve safety.
- Alarming when the access door is open abnormally, to ensure the safety of use.
- Two-glove structure of the access door makes it possible to operate without opening the door.

» HIGH EFFICIENCY

- Build chamber size (XxYxZ) is up to 305 x 305 x 450mm³ .
- Printing with increased layer thickness can be realized to improve production capacity.
- With in-house developed processing software (EP-Hatch), optimized scanning strategies can be achieved yielding reduced print duration.



« COST-EFFECTIVE & EASY OPERATION

- Blowback enabled coarse and fine gas-filtration system with 1000 hours.
- Highly user friendly software interface and one-click printing technology makes printing super simplified.
- Reduced gas consumption during printing ≤ 6 L/min helps reducing operation cost.

EP-M300 PARAMETER

| | |
|--------------------------------|---|
| Machine Model | EP-M300 |
| Build Chamber (XxYxZ) | 305 x 305 x 450 mm ³ |
| Optical System | Fiber Laser, 500 W/1000 W (single or dual-laser optional) |
| Spot Size | 80-120 μm |
| Max Scan Speed | 8 m/s |
| Layer Thickness | 20-120 μm |
| Building Speed | Single laser: 15~35 cm ³ /h Dual laser: 25~63 cm ³ /h |
| Material | Titanium Alloy, Aluminium Alloy, Nickel Alloy, Maraging Steel, Stainless Steel, Cobalt Chrome, Copper Alloy, etc. |
| Power Supply | 380 V, 7 kW, 28 A, 50 / 60 Hz (Dual laser: 8 KW, 31 A) |
| Gas Supply | Ar/N ₂ |
| Forming chamber oxygen content | ≤ 100 ppm |
| Dimension (WxDxH) | 2990 x 1320 x 2590 mm ³ |
| Weight | 2900 kg |
| Software | EP-Hatch , EP Control |
| Input Data Format | STL file or other convertible format |

- (1) Building speed depends on the process parameter, material and laser etc.
EPLUS 3D reserves the right to explain any alteration of the specifications and pictures.