

Teseq CBA Series **BROADBAND POWER AMPLIFIERS**

10 kHz - 6 GHz Solid State Amplifiers



More choice, means optimum performance, whatever the application.

TESEQ

TESEQ | MILMEGA | IFI

the power is the range



AMETEK CTS brands have been designing and manufacturing RF amplifiers for over 30 years. Under the product names of Teseq, IFI and Milmega, we have produced RF amplifiers suitable for the widest range of applications, including products for EMC Testing, Communications, Aerospace & Defense and the Component Test industries.

Our solid state CBA range of amplifiers compliments the new Teseq TWT series providing 10KHz to 40GHz of amplifier solutions.

From our design and manufacturing facilities in the UK, Switzerland and Germany, our customers can be confident they will always get an RF amplifier solution that is correctly matched to their requirement.

Our know-how and experience will ensure you get a solution that is optimized to meet your application requirements at the right cost.

Teseq's CBA series is a complete range of solid-state linear class-A & AB power amplifiers designed with frequency and power ratings specifically for EMC immunity test applications. These robust and dependable power amplifiers ensure complete reliability at low operating costs. They are available as a standalone bench mount device or seamlessly integrated as part of a Teseq radiated Immunity test system.

The modular plug-and-play design allows for a power upgrade path for some models (6G), and in the unlikely event of a service issue, it enables excellent support response times from one of our local in-country service centers, minimizing down-time and disruption to testing.



TESEQ CBA SERIES

Broadband power amplifiers



- ▷ Class A & AB Operation (model dependent)
- ▷ Intuitive user interface
- ▷ Input over drive protection
- ▷ USB, Ethernet, GPIB and RS232 interface
- ▷ Built in calibrated dual directional coupler
- ▷ 3 Year warranty



STANDARD FEATURES

Exceptional performance

USER INTERFACE AND REMOTE MONITORING AND CONTROL

The display interface indicates the amplifier mode of operation (Standby or Operate) and reports all critical voltage, current and pulse parameters. The default remote interface types are USB, Ethernet, GPIB and RS232

POWER UPGRADE PATH (6G)

The 6G series offers a power upgrade path in that from a 30W chassis additional RF modules can be added to the existing modules to provide up to 100 watts output from the 4U chassis. An additional 3U chassis can be added for 200 watts output with an additional 200-watt chassis for 400W giving the 6G series unrivalled cost of future ownership options.

RELIABILITY AND THERMAL MANAGEMENT

A state-of-the-art design manufactured to the highest quality with optimally biased transistors and fitted with temperature-controlled fans to control peak temperatures and significantly improve MTBF.

ENVIRONMENTAL

- 0°C to +40°C operational temperature -10°C to +50°C storage temperature.
- Mechanical 19" Front Panels from 3U to Rack mount height, 440 to 1000 mm long.

SAFETY & EMC

CE marked and certified to comply with EN 61010-1:20190.

TESEQ CBA SERIES Applications



Flexible combinations from 10 kHz - 6 GHz and power levels up-to 3kW makes the Teseq CBA series the perfect choice for a wide range of EMC and RF amplifier applications.

BCI

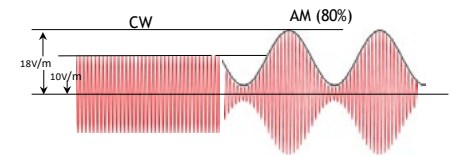
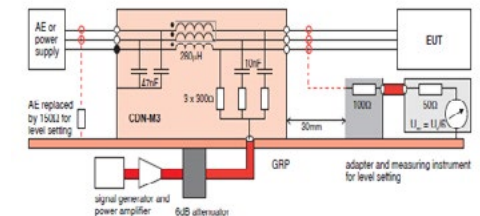
Bulk Current Injection (BCI) is a method of assessing the immunity of the DUT to electromagnetic fields that are coupled onto the lines of the associated wiring harnesses. Cable testing is therefore an important method of checking RF susceptibility, and IEC61000-4-6 specifies test methods. The most straightforward method of coupling is by a capacitive connection to the cable under test. The disturbance is split via a coupling network to each of the conductors in the cable, so that the disturbance appears in the common mode on all conductors together.

RF Immunity

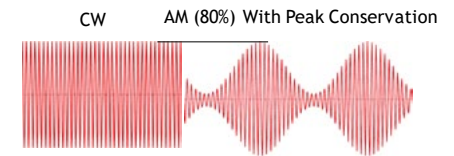
The purpose of RF immunity testing is to subject a product to a controlled RF stress that represents the likely level of stress that might be seen in its operating environment. Therefore these tests are performed over a frequency range which is mostly dictated by practical aspects of real-world problems. The actual response of the equipment is monitored during this test. The choice of these parameters is a compromise between what is possible and realistic to design and test for against the degree of certainty of performance that is needed for a probable working environment. The levels and frequencies given in the European and international standards represent such a compromise in that they do not ensure certain immunity in all environments but give a reasonable probability of adequate immunity in most.

In order to test equipment for its immunity against RF signals, a defined signal needs to be generated and coupled into the EUT. Due to the nature of the signals and their means of transmission, various transducers are defined by the relevant standards for various testing methods. The base signal for all RF immunity tests is a sine wave signal, which is then modulated in different ways and applied to the EUT. A signal generator must therefore be able to generate signals over that frequency range.

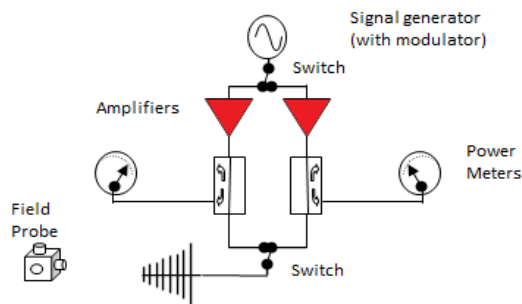
Since the power output of generators is usually limited and the outgoing signal is not high enough to cover the requirements of the testing standards, additional linear amplifiers are used. The amplifiers must also cover the whole frequency range which in some instance mean multiple amplifiers are required. For an example of covering 80MHz to 6GHz this can be done with a combination of the CBA 1G and 6G series.



Testing with 80% AM, the output power from the amplifier shall not exceed the P1dB limit. AM requires approximately 3.3 times the CW power.



Peak conservation for Automotive requirements.



TURN-KEY DESIGN & BUILD RF immunity test solutions

At AMETEK CTS we can design and build a turn-key EMC system to precisely fit your test requirements, budget and time frame.

Our RF engineering team are able to provide customers with a complete design and system implementation to meet the requirements of RF immunity standards.

PEACE OF MIND

A fully compliant system from AMETEK CTS includes an engineered design that is guaranteed to meet field strength requirements for the tests.

Contact our design team to discuss your requirements and get a custom proposal.

STANDARD SYSTEMS

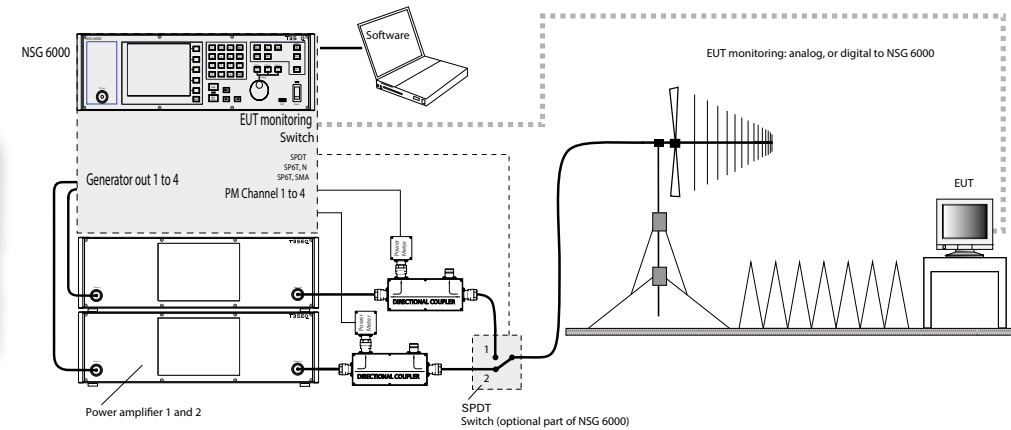
- GTEM systems for immunity and emissions
- IEC/EN 61000-4-6 for conducted RF-immunity
- IEC/EN 61000-4-3 for radiated RF-immunity
- ISO 11452-2 and 4 for radiated RF-immunity on vehicle components
- BCI for Automotive, Airborne & Military
- Strip Lines for Automotive immunity

CUSTOMIZED SOLUTIONS

- Immunity Systems for IEC products,
- Automotive ISO 11452-2, 3, 4, 5 & 9
- Airborne and Military applications
- MIL-STD-461 & RTCA DO-160
- Emission Systems for disturbance current, voltage, power & field strengths
- Reverb Chamber Solutions



Custom system design with guaranteed performance



TECHNICAL SPECIFICATION

- Standalone rack integrated systems complete with signal source and RF switch network and power meters
- Includes AM & PM pulse modulators
- Frequency ranges between, 4 kHz to 40 GHz
- Power levels up to 6 kW
- Flexible combination of solid state and TWT amplifiers
- VSWR protected amplifiers at any phase angle
- Integrated software and control

FEATURES

- Fully automated operation
- Integrated 3 freely configurable pulse modulators for radar pulse profile
- Optional TWT Amplifier harmonic filtering
- IEEE - 488, RS232 & ethernet remote control

BENEFITS


- Support from our experts in determining, detailing & delivering system requirements.
- Guaranteed system performance
- Full onsite training & system integration by professionals
- Full service and support



PRODUCT SELECTOR

Application

Use the product selector table below to quickly find the optimum device for your application. Detailed performance data and graphs are available for each product on pages 8-12



Type Number	COMMERCIAL		MEDICAL	AUTOMOTIVE					MILITARY	AVIONIC
	EMC									
	IEC 61000-4-3	IEC 6100-4-6	IEC 60601-1-2	ISO 11452-2	ISO 11452-3	ISO 11452-4	ISO 11452-5	Radar Pulse	Mil-Std 461	DO160
CBA 100M-110		●			●		●		●	
CBA 100M-400		●			●		●		●	
CBA 230M-035		●	●		●		●			
CBA 230M-080		●	●		●		●			
CBA 250M-2500				●					●	
CBA 400M-110					●	●	●		●	●
CBA 400M-260					●	●	●		●	●
CBA 1G-030D	●		●			●	●		●	●
CBA 1G-100D	●		●			●	●		●	●
CBA 1G-150D	●		●						●	●
CBA 1G-300D	●		●	●					●	●
CBA 1G-600D	●		●	●					●	●
CBA 1G-1200D	●		●	●					●	●
CBA 3G-025B	●		●						●	●
CBA 3G-050B	●		●						●	●
CBA 3G-100B	●		●	●					●	●
CBA 3G-300B	●		●	●					●	●
CBA 3G-500B	●		●	●					●	●
CBA6G-030D	●		●	●					●	●
CBA6G-050D	●		●	●					●	●
CBA6G-100D	●		●	●					●	●
CBA6G-200D	●		●	●					●	●
CBA6G-400D	●		●	●					●	●
CBA 4G-900/600R				●				●		
CBA 6G-900/600R				●				●		

TWT Required up to 40G

TWT Required up to 8/18G Pulse units 400M-18G

PRODUCT SELECTOR Frequency and Power

Use the product selector table below to quickly find the optimum device for your application. Detailed performance data and graphs are available for each product on pages 8-12

Type Number	Frequency Range GHz	Output Power (W Min)	P1dB (W)	Height	Length (mm)	Weight (kg)	10 kHz	150 kHz	1M Hz	80 MHz	100 MHz	230 MHz	250 MHz	400 MHz	800 MHz	1 GHz	1.2 GHz	1.4 GHz	2 GHz	2.7 GHz	3.1 GHz	4 GHz	6 GHz	
CBA 100M-110	10 kHz - 100 MHz	110	90	4U	440	20	█																	
CBA 100M-400	10 kHz - 100 MHz	400	300	9U	440	33	█																	
CBA 230M-035	150 kHz - 230 MHz	35	25	3U	440	12		█																
CBA 230M-080	150 kHz - 230 MHz	80	70	3U	440	13		█																
CBA 250M-2500	10 kHz - 250 MHz	3000	2100	34U	800	291	█																	
CBA 400M-110	10 kHz - 400 MHz	110	80	4U	440	18	█																	
CBA 400M-260	10 kHz - 400 MHz	260	210	4U	440	20	█																	
CBA 1G-030D	1 MHz - 1 GHz	30	25	3U	615	14			█															
CBA 1G-100D	1 MHz - 1 GHz	100	80	3U	615	16			█															
CBA 1G-150D	80 MHz - 1 GHz	150	125	4U	615	19				█														
CBA 1G-300D	80 MHz - 1 GHz	300	250	4U	615	35				█														
CBA 1G-600D	80 MHz - 1 GHz	600	500	6U	615	58					█													
CBA 1G-1200D	80 MHz - 1 GHz	1200	900	10U	686	95						█												
CBA 3G-025B	0.8 GHz - 3.1 GHz	30	25	3U	615	15																		█
CBA 3G-050B	0.8 GHz - 3.1 GHz	50	40	3U	615	18																		█
CBA 3G-100B	0.8 GHz - 3.1 GHz	100	90	4U	615	20																		█
CBA 3G-300B	0.8 GHz - 3.1 GHz	300	200	6U	615	36																		█
CBA 3G-500B	0.8 GHz - 3.1 GHz	500	450	10U	615	95																		█
CBA6G-030D	1 GHz - 6 GHz	35	30	4U	615	15																		█
CBA6G-050D	1 GHz - 6 GHz	60	50	4U	615	20																		█
CBA6G-100D	1 GHz - 6 GHz	125	100	4U	615	28																		█
CBA6G-200D	1 GHz - 6 GHz	250	200	7U	615	50																		█
CBA6G-400D	1 GHz - 6 GHz	500	400	20U	800	160																		█
CBA 4G-900/600R	0.8 GHz - 4 GHz	500	400/300	20U	800	160																		█
	1.2 GHz - 1.4 GHz CW	900																						█
	2.7 GHz - 3.1 GHz CW	600																						█
CBA 6G-900/600R	0.8 GHz - 6 GHz	500	400/300	20U	800	160																		█
	1.2 GHz - 1.4 GHz CW	900																						█
	1.2 GHz - 1.4 GHz CW	600																						█

CBA SOLID STATE | 10KHz - 400 MHz

Performance data

Please contact us if you require any product selection or application advice

Model CBA 100M-110			
Frequency	10KH - 100 MHz	Line Power (typ)	90 - 264 VAC
Psat (min)	110 W	Dimensions	4U, 19 inch, 440 mm
P1dB (min)	90 W	Weight	20 Kg
Gain (min)	51 dB	RF Input	N - Female
Harmonics (typ)	-20 dBc	RF Output	N - Female

Model CBA 100M-400			
Frequency	10KH - 100 MHz	Line Power (typ)	90 - 264 VAC
Psat (min)	400 W	Dimensions	9U, 19 inch, 440 mm
P1dB (min)	300 W	Weight	33 Kg
Gain (min)	57 dB	RF Input	N - Female
Harmonics (typ)	-20 dBc	RF Output	N - Female

Model CBA 230M-080			
Frequency	150 kHz - 230 MHz	Line Power (typ)	90 - 264 VAC
Psat (min)	80 W	Dimensions	3U, 19 inch, 440 mm
P1dB (min)	70 W	Weight	13 Kg
Gain (min)	50 dB	RF Input	N - Female
Harmonics (typ)	-20 dBc	RF Output	N - Female

Model CBA 400M-110			
Frequency	10 kHz - 400 MHz	Line Power (typ)	90 - 264 VAC
Psat (min)	110 W	Dimensions	4U, 19 inch, 440 mm
P1dB (min)	80 W	Weight	18 Kg
Gain (min)	51 dB	RF Input	N - Female
Harmonics (typ)	-20 dBc	RF Output	N - Female



Click on the magnify icon to view the product power / frequency performance graph

Model CBA 230M-035			
Frequency	150 kHz - 230 MHz	Line Power (typ)	90 - 264 VAC
Psat (min)	35 W	Dimensions	3U, 19 inch, 440 mm
P1dB (min)	25 W	Weight	12 Kg
Gain (min)	46 dB	RF Input	N - Female
Harmonics (typ)	-20 dBc	RF Output	N - Female

Model CBA 250M-2500			
Frequency	10 kHz - 250 MHz	Line Power (typ)	Three Phase
Psat (min)	3KW (de-rating)	Dimensions	34U, 19 inch, 800 mm
P1dB (min)	2.1 KW (de-rating)	Weight	291 Kg
Gain (min)	64 dB	RF Input	N - Female
Harmonics (typ)	-20 dBc	RF Output	7/16 - Female

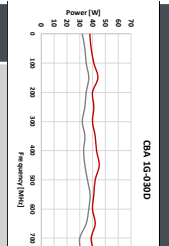
Model CBA 400M-260			
Frequency	10 kHz - 400 MHz	Line Power (typ)	90 - 264 VAC
Psat (min)	260 W	Dimensions	4U, 19 inch, 440 mm
P1dB (min)	210 W	Weight	20 Kg
Gain (min)	54 dB	RF Input	N - Female
Harmonics (typ)	-20 dBc	RF Output	N - Female

CBA SOLID STATE | 1 MHz - 1 GHz

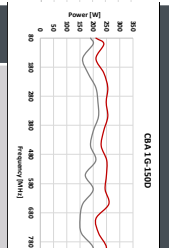
Performance data

Please contact us if you require any product selection or application advice

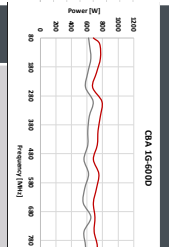
Model CBA 1G-030D			
Frequency	1 MHz - 1 GHz	Line Power (typ)	90 - 264 VAC
Psat (min)	30 W	Dimensions	3U, 19 inch, 615 mm
P1dB (min)	25 W	Weight	14 Kg
Gain (min)	40 dB	RF Input	N - Female
Harmonics (typ)	-18 dBc	RF Output	N - Female



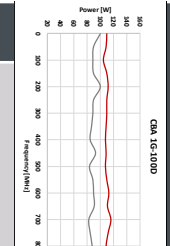
Model CBA 1G-150D			
Frequency	80 MHz - 1 GHz	Line Power (typ)	90 - 264 VAC
Psat (min)	150 W	Dimensions	4U, 19 inch, 615 mm
P1dB (min)	125 W	Weight	19 Kg
Gain (min)	47 dB	RF Input	N - Female
Harmonics (typ)	-18 dBc	RF Output	N - Female



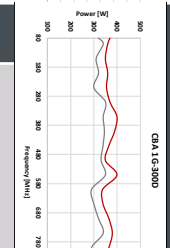
Model CBA 1G-600D			
Frequency	80 MHz - 1 GHz	Line Power (typ)	Three Phase
Psat (min)	600 W	Dimensions	6U, 19 inch, 615 mm
P1dB (min)	500 W	Weight	58 Kg
Gain (min)	53 dB	RF Input	N - Female
Harmonics (typ)	-18 dBc	RF Output	N - Female



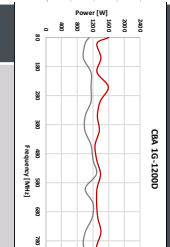
Model CBA 1G-100D			
Frequency	1 MHz - 1 GHz	Line Power (typ)	90 - 264 VAC
Psat (min)	100 W	Dimensions	3U, 19 inch, 615 mm
P1dB (min)	80 W	Weight	16 Kg
Gain (min)	45 dB	RF Input	N - Female
Harmonics (typ)	-18 dBc	RF Output	N - Female



Model CBA 1G-300D			
Frequency	80 MHz - 1 GHz	Line Power (typ)	90 - 264 VAC
Psat (min)	300 W	Dimensions	4U, 19 inch, 615 mm
P1dB (min)	250 W	Weight	35 Kg
Gain (min)	50 dB	RF Input	N - Female
Harmonics (typ)	-18 dBc	RF Output	N - Female



Model CBA 1G-1200D			
Frequency	80 MHz - 1 GHz	Line Power (typ)	Three Phase
Psat (min)	1200 W	Dimensions	10U, 19 inch, 686 mm
P1dB (min)	900 W	Weight	95 Kg
Gain (min)	55.5 dB	RF Input	N - Female
Harmonics (typ)	-18 dBc	RF Output	7/16 - Female

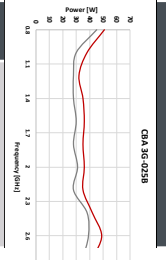


CBA SOLID STATE | 0.8 GHz - 3.1 GHz

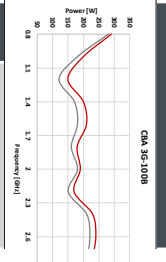
Performance data

Please contact us if you require any product selection or application advice

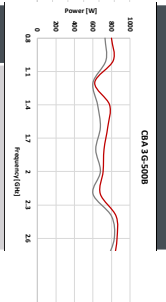
Model CBA 3G-025B			
Frequency	0.8 - 3.1 GHz	Line Power (typ)	90 - 264 VAC
Psat (min)	30 W	Dimensions	3U, 19 inch, 615 mm
P1dB (min)	25 W	Weight	15 Kg
Gain (min)	44 dB	RF Input	N - Female
Harmonics (typ)	-20 dBc	RF Output	N - Female



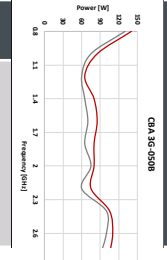
Model CBA 3G-100B			
Frequency	0.8 - 3.1 GHz	Line Power (typ)	90 - 264 VAC
Psat (min)	100 W	Dimensions	4U, 19 inch, 615 mm
P1dB (min)	90 W	Weight	20 Kg
Gain (min)	50 dB	RF Input	N - Female
Harmonics (typ)	-20 dBc	RF Output	N - Female



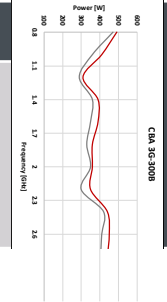
Model CBA 3G-500B			
Frequency	0.8 - 3.1 GHz	Line Power (typ)	Three Phase
Psat (min)	500 W	Dimensions	10U, 19 inch, 615 mm
P1dB (min)	450 W	Weight	95
Gain (min)	57 dB	RF Input	N - Female
Harmonics (typ)	-20 dBc	RF Output	N - Female



Model CBA 3G-050B			
Frequency	0.8 - 3.1 GHz	Line Power (typ)	90 - 264 VAC
Psat (min)	50 W	Dimensions	3U, 19 inch, 615 mm
P1dB (min)	40 W	Weight	18 Kg
Gain (min)	46 dB	RF Input	N - Female
Harmonics (typ)	-20 dBc	RF Output	N - Female



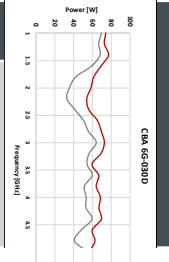
Model CBA 3G-300B			
Frequency	0.8 - 3.1 GHz	Line Power (typ)	90 - 264 VAC
Psat (min)	300 W	Dimensions	6U, 19 inch, 615 mm
P1dB (min)	20 W	Weight	36 Kg
Gain (min)	53 dB	RF Input	N - Female
Harmonics (typ)	-20 dBc	RF Output	N - Female



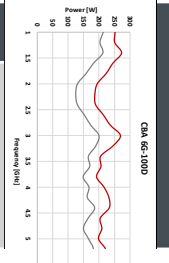
CBA SOLID STATE | 1 GHz - 6 GHz Performance data

Please contact us if you require any product selection or application advice

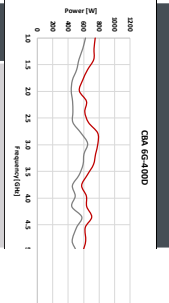
Model CBA 6G-030D			
Frequency	1 - 6 GHz	Line Power (typ)	90 - 264 VAC
Psat (min)	35 W	Dimensions	4U, 19 inch, 615 mm
Psat (nom)	30 W	Weight	15 Kg
Gain (min)	45 dB	RF Input	N - Female
Harmonics (typ)	-18 dBc	RF Output	N - Female



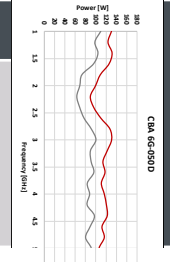
Model CBA 6G-100D			
Frequency	1 - 6 GHz	Line Power (typ)	90 - 264 VAC
Psat (min)	125 W	Dimensions	4U, 19 inch, 615 mm
Psat (nom)	100 W	Weight	28 Kg
Gain (min)	50 dB	RF Input	N - Female
Harmonics (typ)	-18 dBc	RF Output	N - Female



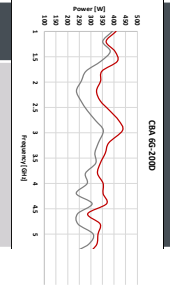
Model CBA 6G-400D			
Frequency	1 to 6.0 GHz	Line Power (typ)	Three Phase
Psat (min)	500 W	Dimensions	20U, 19 inch, 800 mm
P1dB (min)	400 W	Weight	160 Kg
Gain (min)	57 dB	RF Input	N - Female
Harmonics (typ)	-18 dBc	RF Output	7/16 - Female



Model CBA 6G-050D			
Frequency	1 - 6 GHz	Line Power (typ)	90 - 264 VAC
Psat (min)	60 W	Dimensions	4U, 19 inch, 615 mm
Psat (nom)	50 W	Weight	20 Kg
Gain (min)	47 dB	RF Input	N - Female
Harmonics (typ)	-18 dBc	RF Output	N - Female



Model CBA 6G-200D			
Frequency	1 - 6 GHz	Line Power (typ)	90 - 264 VAC
Psat (min)	250 W	Dimensions	7U, 19 inch, 615 mm
Psat (nom)	200 W	Weight	50 Kg
Gain (min)	53 dB	RF Input	N - Female
Harmonics (typ)	-18 dBc	RF Output	N - Female



CBA SOLID STATE | Automotive Performance data

Please contact us if you require any product selection or application advice

Model CBA 4G-900/600R			
Frequency	0.8 to 4.0 GHz	Line Power (typ)	Three Phase
Psat (min)	500 W	Dimensions	20U, 19 inch, 800 mm
Band 1 Pulsed	1.2-1.4GHz 900W	Weight	160 Kg
Band 2 Pulsed	2.7-3.1GHz 600W	RF Input	N - Female
P1dB (min)	400 W	RF Output	7/16 - Female
Gain (min)	57 dB		
Harmonics (typ)	-18 dBc		

Model CBA 6G-900/600R			
Frequency	0.8 to 6.0 GHz	Line Power (typ)	Three Phase
Psat (min)	500 W	Dimensions	20U, 19 inch, 800 mm
Band 1 CW	1.2-1.4GHz 900W	Weight	160 Kg
Band 2 CW	2.7-3.1GHz 600W	RF Input	N - Female
P1dB (min)	400/300 W	RF Output	7/16 - Female
Gain (min)	57 dB		
Harmonics (typ)	-18 dBc		

SERVICE AND SUPPORT Quality | Accuracy | Speed

TESEQ

TESEQ | MILMEGA | IFI

the power is the range

GLOBAL SUPPORT NETWORK


When you choose an AMETEK CTS instrument, you benefit from our promise to provide consistent, reliable performance for the lifetime of the product.

Our promise begins with robust innovative product designs and precise control of the manufacturing process at our factories in Switzerland, Germany, the United States and the UK. The ongoing performance of our products is supported by a network of internationally recognised laboratories and service centres providing a range of services.



Regional laboratories and service centers provide customers with "peace-of-mind" support that respects the need for fast turnaround without any compromise on quality or product performance... Quality Accuracy, Speed.

Product know-how, robust processes and expert people - these are some of the reasons why our customers trust us to provide a professional support service that matches the quality of our instruments.



KNOW-HOW Learning hub and resources

KNOW-HOW is our online Learning Hub and Resource Centre. Here you will find EMC and RF Amplifier education content and best practice information.

Included on the site is our series of 30 minute webinars. You can stream the full presentation content and download the accompanying technical papers.



TESEQ | TESEQ | MILMEGA | IFI
the power is the range


Best Practice Webinars



Technical Library



Video Content



China

AMETEK Commercial Enterprise

(Shanghai) Co. Ltd. Beijing Branch
Western Section, 2nd Floor
Jing Dong Fang Building (B10)
Chaoyang District
Beijing, China, 100015
T +86 10 8526 2111
sales.cts.cn@ametek.com

Shanghai Office:

Part A1, A4, 2nd floor, Building No. 1
No. 526 Fute 3rd Road East
Pilot Free Trade Zone, Shanghai
200131, China
T +86 21 5868 5111

Guangzhou Office:

Room 810, Dongbao Plaza
No. 767, Dongfengdong Road
Yuexiu District, Guangzhou, China
T +86 20 8363 4768

Europe

AMETEK CTS Europe GmbH

Lünener Straße 211
59174 Kamen, Deutschland
T +49 2307 26070-0
sales.cts.eu@ametek.com

Japan

AMETEK Co. Ltd.

Tokyo office

3rd floor, Shiba NBF Tower,
1-1-30 Shiba-Daimon, Minato-ku
Tokyo, 105-0012, Japan
T +81 3 6809 2401

Nagoya Office

1-329 Kifune Meito-ku Nagoya-shi
Aichi-ken, 465-0058, Japan
T +81 52 709 5501
cts-japan.sales@ametek.com

Singapore

AMETEK Singapore Pte. Ltd.
No. 43 Changi South Avenue 2
#04-01 Singapore 486164
T +65 6484 2388
singaporesales.cts@ametek.com

Taiwan

AMETEK Taiwan Corp. Ltd.
10F-5, No. 120, Sec 2,
GongDaoWu Rd.,
Hsinchu City 30072, Taiwan
T +886 3 57 5099
singaporesales.cts@ametek.com

USA

AMETEK CTS US

52 Mayfield Avenue
Edison, New Jersey 08837, USA
T +1 732 417 0501
For free: +1 888 417 0501
usasales.cts@ametek.com

**+ MORE THAN 70 INTERNATIONAL
REPRESENTATIVE AND
DISTRIBUTION PARTNERS**